


HCPL Preschool Traveling Library: Opening the Gift



Harford County
Public Library

January
2024



Songs & Fingerplays

Dinosaur Bones

Let's look for bones,
Dig, dig, dig.
[pretend to dig]
Dinosaur bones,
Big, big, big.
[hands move wide, wider, widest]

Back to the lab,
Zip, zip, zip.
[run in place]
Clean the bones,
Chip, chip, chip.
[pretend to chisel]

Put them together,
So, so, so.
[stack hands one on top of the other]
We've built a dinosaur,
Oh, oh, HO!
[raise hands high, higher, highest]

Dinosaur, Dinosaur

Dinosaur, Dinosaur stomp your feet.
Dinosaur, Dinosaur show your teeth.
Dinosaur, Dinosaur swing your tail.
Dinosaur, Dinosaur show your scales.

Dinosaur, Dinosaur show your claws.
Dinosaur, Dinosaur snap your jaws!
Dinosaur, Dinosaur give a ROAR!
Dinosaur, Dinosaur sit on the floor!

Dinosaurs Roamed the Earth

Tune: Twinkle, Twinkle Little Star

Dinosaurs, dinosaurs with great height,
Roamed the earth both day and night.
Fought each other with all their might.
But now those dinosaurs are out of sight.
Dinosaurs, dinosaurs with great height,
Roamed the earth both day and night.

Theme: I'm a Paleontologist!

Books to Share







We're digging into prehistoric times as we explore dinosaurs and their fossils. Pretend to be a paleontologist in **Here We Go Digging for Dinosaur Bones**. Children will enjoy this title as it follows the familiar song of Here We Go 'Round the Mulberry Bush as the scientists unearth a giant find and take it back to their lab for investigation. Exploring dinosaurs provides a wonderful opportunity to discover nonfiction titles like **How Tall Was a**

T. Rex?. In this book, children can compare everyday items to the dimensions of a Tyrannosaurus rex. Can you believe a T. Rex eye was the size of a baseball? **Dinosaur Stomp!** puts a playful spin on dinosaurs as all different types of dinosaurs learn how to dance and stomp. Add a few dinosaur-themed fingerplays and rhymes, and it's guaranteed to be a colossal month of fun!

Bones, Bones, Dinosaur Bones by Byron Barton
Here We Go Digging for Dinosaur Bones by Susan Lendroth
How Tall Was a T. Rex by Alison Limentani
Dinosaur Stomp! by Paul Stickland
We Love Dinosaurs by Lucy Volpin

Nursery Rhyme: Cuckoo, Cuckoo, Cherry Tree
Music: "We Are the Dinosaurs" from *The Best of the Laurie Berkner Band* by Laurie Berkner Band

Looking for more book ideas? Check these out!



Your next visit date will be February _____
Next month's theme will be *Sweet Tooth*



Library Resource of the Month

"I am a Paleontologist" Little Leaper Kit

Did you know the library has STEM-related kits, especially for preschoolers? Our Little Leaper kits <https://hcplonline.org/littleleapers.php> allow children to play and learn. We even have a kit called "I am a Paleontologist," which features books and play items related to studying dinosaurs and fossils. Each kit also includes a binder of dinosaur-related activities, which caregivers and children can explore together and further the learning.

Try a Fun Activity



Can you make
a dinosaur fossil?



Make a Dinosaur Fossil

- Air Dry Clay
 - Rolling Pin
 - Cup
 - Small Plastic Dinosaurs
 - Watercolor Paint
 - Mod Podge
 - Branch or Twig
 - Twine
1. Using the air dry clay, roll out a small amount to 1/4" thick
 2. Using a cup, cut out a circle from the clay
 3. Gently press a plastic dinosaur into the clay circle. You can experiment with ways to add texture and lines to the clay.
 4. Allow your fossil to dry according to the package directions (usually overnight)
 5. Once dried, paint the fossils with watercolor paint and seal with

<https://preschoolsteam.com/dinosaur-steam-activities-for-preschoolers/>

Every **CHILD**
Ready to **READ**

Children often develop intense interests as preschoolers, including a fascination with dinosaurs. Try incorporating their new interest in playtime and challenge your child to sort a particular item related to their interest, like using play dinosaurs. Sort by size, type, physical characteristics, or even what they like to eat. The sorting activity helps build early math skills while introducing new vocabulary words to your child, and by using something they love, they are more likely to stay engaged.



Questions or suggestions?

Contact: Theresa Stephens at 410-638-3151 x6326 or stephens@hcplonline.org

More Rhymes

Dino Laid an Egg

Tune: This Old Man

Di-no-saur, she laid one.
She laid one egg, then was done.

Chorus: Oh-oh, dino eggs,
She lays them one by one.
She lays eggs until she's done.

Di-no-saur, she laid two.
She laid two eggs, that were blue.

Chorus

Di-no-saur, she laid three.
She laid three eggs, by a tree.

Chorus

Di-no-saur, she laid four
She laid four eggs, not one more.

Chorus

Di-no-saur, She laid five,
She laid five that hatched ALIVE!

Chorus

Dinosaurs in the Swamp

Tune: The Wheels on the Bus

The Tyrannosaurus Rex went, "Roar, roar, roar!"

"Roar, roar, roar!"

"Roar, roar, roar!"

The Tyrannosaurus Rex went, "Roar, roar, roar!"

All around the swamp.

Repeat with the following verses:

Pterodactyl's wings went flap, flap, flap...

Stegosaurus' tail went poke, poke, poke...

Apatosaurus' feet went stomp, stomp, stomp.

Dinosaur, Dinosaur, Where Can You Be?

Dinosaur, dinosaur, where can you be?

Hiding behind me, where no one can see

Now you see one,

She's looking at you.

Here come the other

And now there are two.