



HCPL Preschool Traveling Library: Opening the Gift



Harford County
Public Library

HCPLonline.org

March
2024



Songs & Fingerplays

Funny Bunny Hop

Funny, little bunny goes hop, hop, hop!
Funny little bunny please stop, stop, stop!
Wiggle your ears and crinkle your nose.
Then wiggle, wiggle, wiggle right down to
your toes.

Hold Your Rabbit High

[suit actions to text]

Hold your rabbit high and stand
Now wave it around in gestures grand!

Hold your rabbit below your chin
Now hold it way up high again

Hold your rabbit against your nose
Now touch the carrot to your toes

Touch your rabbit to the ground
Now wave that carrot all around!

Hold your rabbit in front of you
Now turn around – one time, two!

Hold your rabbit and jump up high!
Now let your rabbit fly fly fly!
[throw it in the air]

Hop Like a Bunny

Hop like a Bunny
Hop, Hop, Hop
Hop like a bunny
Please don't stop.

Hop on your right foot,
Hop, hop, hop
Hop on your left foot
Please don't stop.

Hop like a bunny
Hop, hop, hop
Did you hop like a bunny?
It's time to stop!



Theme: Bunny Tales

Books to Share



Spring is just around the corner, and it's a perfect time to start thinking about being outdoors and beginning to plan a garden. In *How to Say Hello to a Worm*, we look at the garden from the point of view of a worm. *A Closer Look* lets the reader get close to familiar objects in a garden or backyard. We can't forget about our furry friends, the rabbits, and their love of the garden. In *Carrot Soup*, Rabbit looks forward to his crop of carrots and is dismayed to see the carrots disappearing before he can harvest for his soup. Children will love the reason behind the disappearing carrots! *Hush, Little Bunny* uses a familiar lullaby and reimagines the song for a sweet read featuring a papa bunny and his child. The rabbit and garden-themed rhymes help round out this month with hopes of a beautiful spring season!

Plant the Tiny Seed by Christie Matheson

A Closer Look by Mary McCarthy

What Does Bunny See? by Linda Sue Park





How to Say Hello to a Worm by Kari Percival

Carrot Soup by John Segal

Hush, Little Bunny by David Ezra Stein

Nursery Rhyme: Mary, Mary Quite Contrary
Music: "Hop Little Bunnies" by The Tiny Boppers

**Looking for more book ideas?
Check these out!**



Your next visit date will be Month _____
Next month's theme will be *Rain or Shine!*



Book of the Month from the Parent Teacher Collection

P.S.—We Made This: Super Fun Crafts That Grow Smarter + Happier Kids! by Erica Domešek PTC J 790.191 DOM

Looking for creative and colorful projects for the whole family to enjoy? Look no further than the newest book by social media star Erica Domešek, who encourages families to step away from the screens. Included crafts help little ones learn sensory, motor, developmental, and life skills while having fun exploring. Many of the projects include materials already on hand and even include recipes to try together.

Try a Fun Activity



Create a Flower Suncatcher

- Paper plate
- Contact Paper
- Assorted flowers and leaves
- Hole Punch
- Yarn
- Scissors

1. Create the suncatcher frame by cutting a hole in the center of the paper plate
2. Using the plate as a guide, cut 2 pieces of contact paper a half an inch larger than the hole of the frame
3. Stick one circle to the back of the plate
4. Press flowers, petals and leaves in any design you would like
5. Add the other circle of contact paper over top of the flowers and leaves
6. Punch a hole at the top of the plate and loop the yarn through the hole for hanging
7. Find a sunny window or door to hang your suncatcher and enjoy!

<https://artfulparent.com/perfect-flower-suncatcher-craft-for-kids/>

Every **CHILD**
Ready to **READ**®

Explore the outdoors and go on a letter hunt to find items that begin with alphabet letters (such as Ant, Bee, and Caterpillar). Take it a step further and create an alphabet garden using plants starting with certain letters. See how many letters you can find plants for and allow your child to create corresponding signs.



Questions or suggestions?

Contact: Theresa Stephens at 410-638-3151 x6326 or stephens@hcplonline.org

More Rhymes

My Garden

This is my garden [hold out palm]
I rake it with care [rake with fingers]
And then I plant flower seeds in there
[Pretend to plant.]
The sun will shine [circle arms over head]
And the rain will fall [wiggle fingers down]
And my garden will blossom [cup hands]
And grow straight and tall
[Stretch hands up]

The Seeds Grow

Tune: Farmer in the Dell
[suit actions to text]

The Gardner plants the seeds
The Gardner plants the seeds
Deep down inside the ground
The Gardner plants the seeds

The rain clouds give them water
The rain clouds give them water
Seeds need some water to drink
The rain clouds give them water

The sun gives heat and light
The sun gives heat and light
Seeds like it warm and bright
The sun gives heat and light

The Gardner pulls the weeds
The Gardner pulls the weeds
Seeds need the room to grow
The Gardner pulls the weeds

The seeds grow into flowers
The seeds grow into flowers
Flowers that are beautiful
The seeds grow into
flowers

